

2026 Governors Scorecard

The Devolution Scorecard



Timely Kenya Overview

Empowering Insights with Timely Kenya



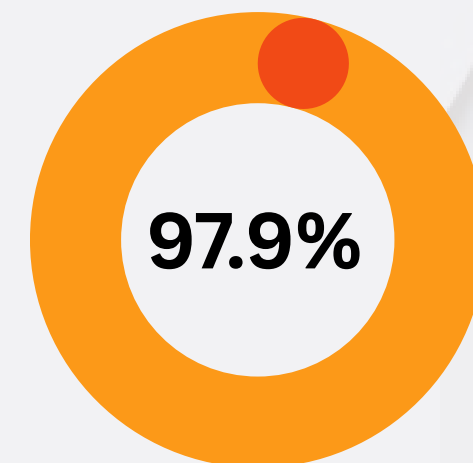
At Timely Kenya, we believe that every opinion counts, empowering individuals and businesses to gather insights and make informed decisions through our user-friendly survey platform.

Methodology & Context

The survey assessed county performance based on four key devolved functions: Water, Health, Roads, Education and Agriculture

* Respondents rated each parameter on a scale of 1 to 10, with each point equating to 10% (e.g., a rating of 1 = 10%, 10 = 100%).

* The cumulative percentage scores across all five parameters determined the ranking of the top and bottom-performing counties.

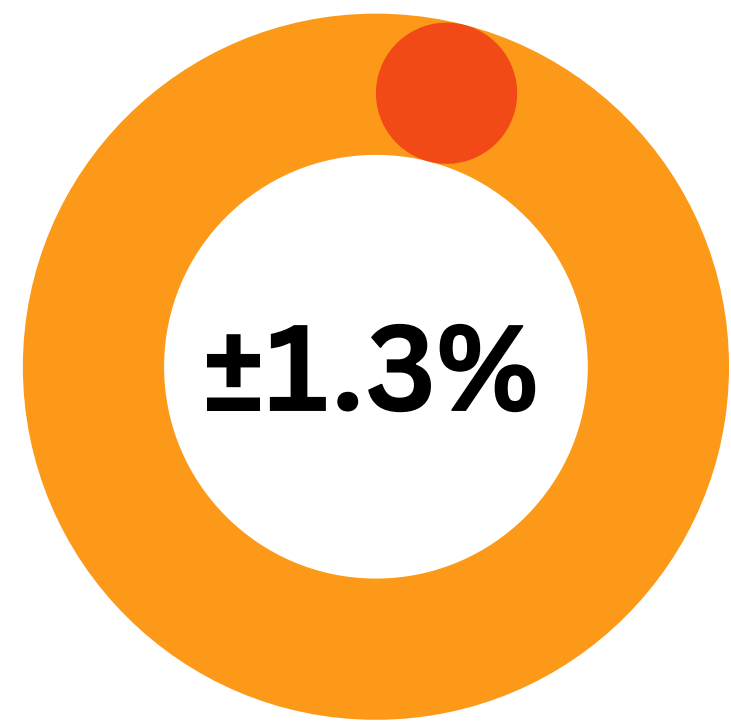


Survey Success Rate




Data Collection Method

Collection Method: **Computer-Assisted Telephone Interviews (CATI)**.
This technique involved trained interviewers conducting structured phone interviews using computer software to guide the questionnaire process.



Margin of Error



Respondents



Survey Dates:
March 20, 2026 – April 2,
2026

Gender Representation



Male respondents formed a minority, offering an external perspective on Women Reps' performance.

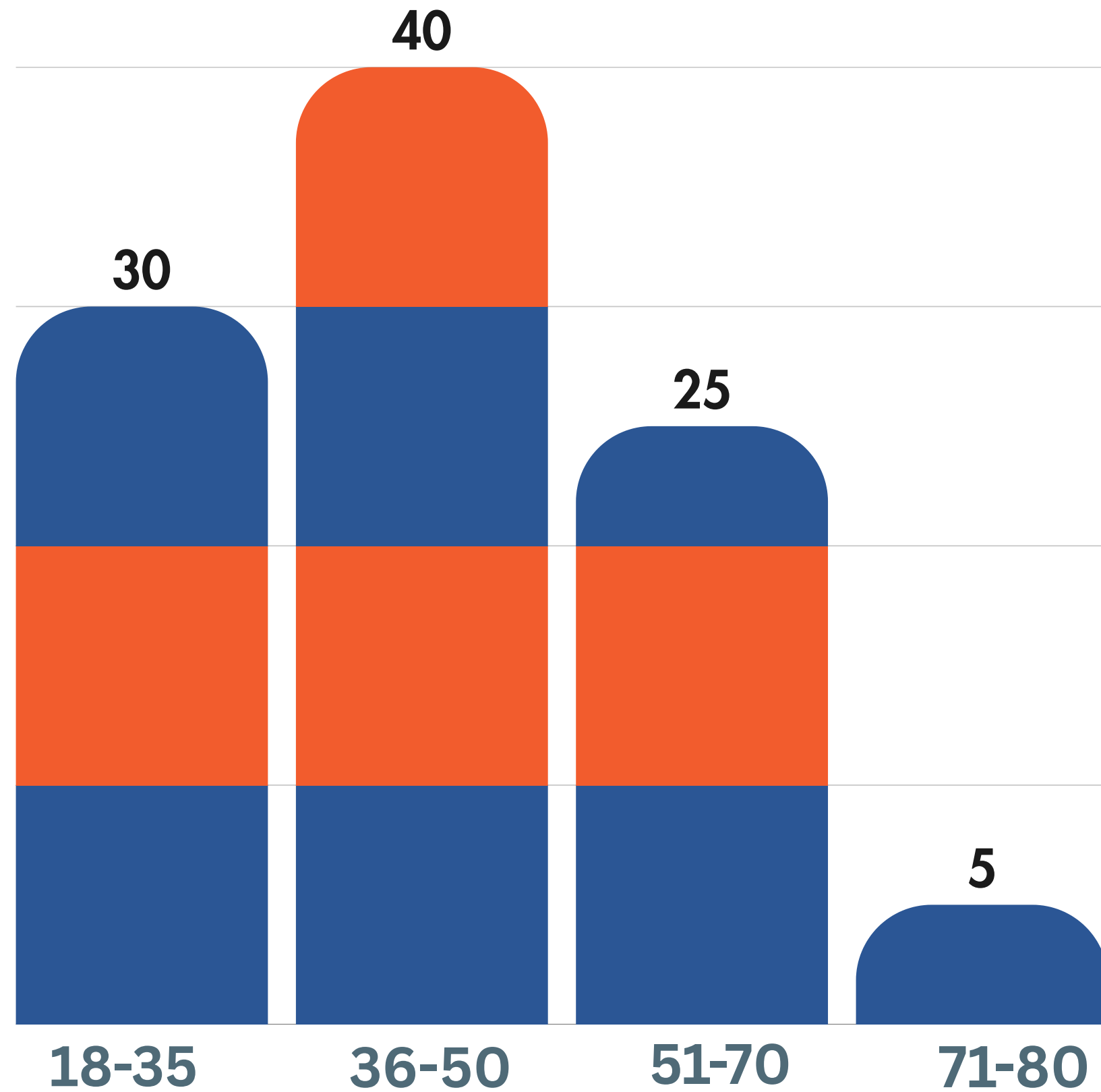
45%



Female respondents made up the majority, reflecting the primary constituency directly represented by Women Reps.

55%

Age Distribution



Settlement Distribution



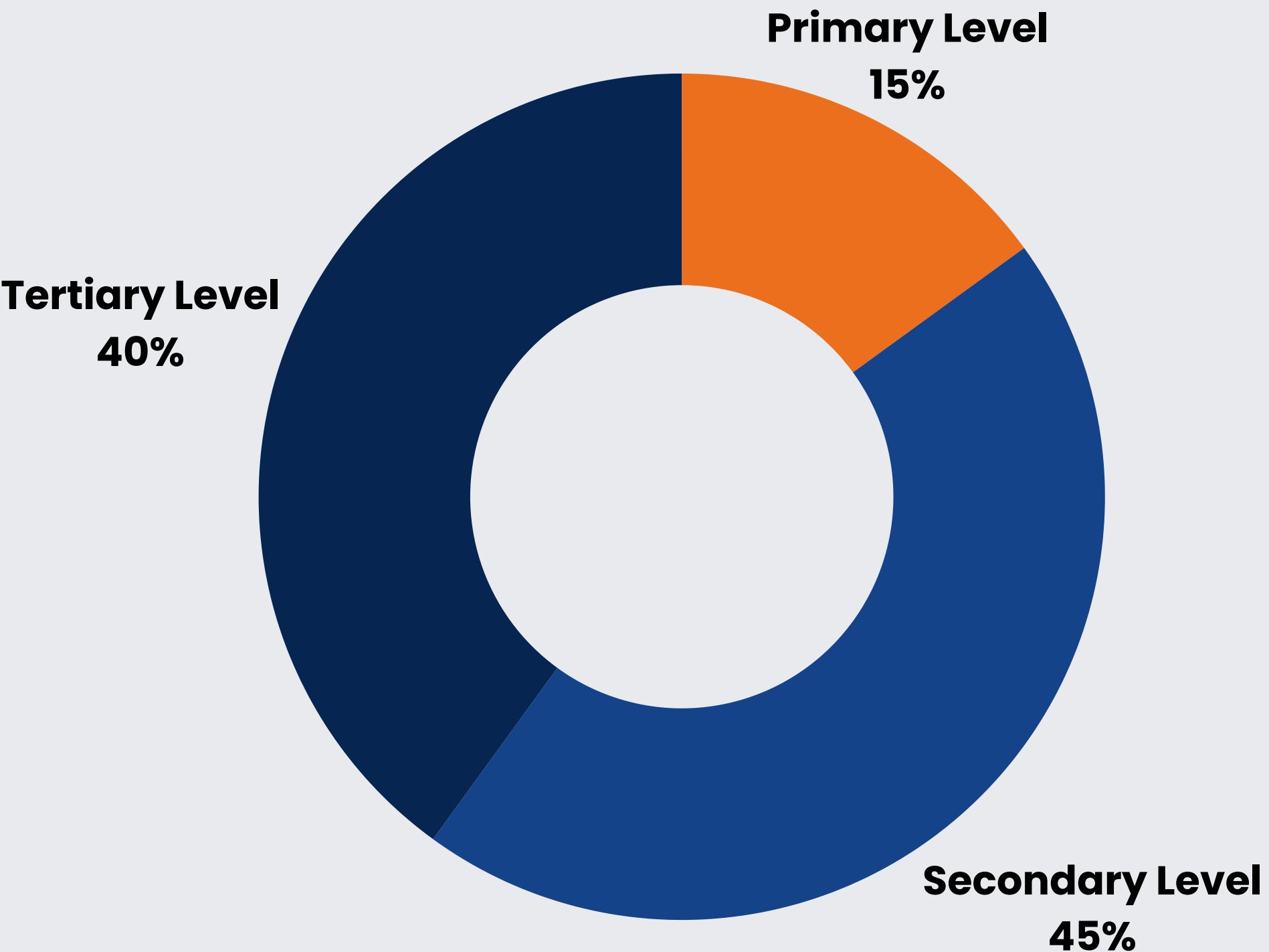
40% County Towns & Cities

A smaller but notable portion of respondents are based in county towns and urban centers, offering valuable input from more developed and infrastructure-rich settings.

60% Rural Areas

A majority of respondents reside in rural areas. This suggests that rural perspectives and experiences play a major role in shaping the overall insights.

Educational Level



The data shows a diverse range of educational attainment among respondents, with most having completed secondary or primary education. This indicates a relatively educated population with varying levels of academic exposure.



TOP 5 COUNTIES

Based on Water Accessibility



**Kimani
Wamatangi**
Kiambu County

1



**Jonathan
Bii**
Uasin Gishu County

2



**Mutahi
Kahiga**
Nyeri County

3



**Simba
Arati**
Kisii County

4



**Irungu
Kangata**
Murang'a County

5



TOP 5 COUNTIES

Based on Quality of Health Services



**Kimani
Wamatangi**
Kiambu County

1



**Mutuma
M'inthingia**
Meru County

2



**Simba
Arati**
Kisii County

3



**Anyang'
Nyong'o**
Kisumu County

4



**Ahmed
Abdullahi**
Wajir County

5



TOP 5 COUNTIES

Based on Road Infrastructure



**Simba
Arati**

Kisii County

1



**Kimani
Wamatangi**

Kiambu County

2



**Wavinya
Ndeti**

**Machakos
County**

3



**Stephen
Sang**

Nandi County

4



**Fatuma
Achani**

Kwale County

5



TOP 5 COUNTIES

Based on Education



**Kimani
Wamatangi**
Kiambu County

1



**Ahmed
Abdullahi**
Wajir County

2



**Simba
Arati**
Kisii County

3



**George
Natembeya**
Trans Nzoia
County

4



**Irungu
Kangata**
Murang'a County

5



TOP 5 COUNTIES

Based on Agriculture



**Irungu
Kangata**
Murang'a County

1



**Mutuma
M'inthingia**
Meru County

2



Simba Arati
Kisii County

3



**Kimani
Wamatangi**
Kiambu County

4




Stephen Sang
Nandi County

5

OVERALL PERFORMANCE

Top 10 Best Performing Governors





Counties With Minimal Development



Abdi Ibrahim Guyo
Isiolo County



Joseph Ole Lenku
Kajiado County



Issa Timamy
Lamu County



Mohamud Ali
Marsabit County



Jeremiah Lomorukai
Turkana County



Joshua Irungu
Laikipia County



James Orengo
Siaya County



Amos Nyaribo
Nyamira County



Mohamed Aden Khalif
Mandera County



Dhadho Godhana
Tana River County

KEY TAKEAWAYS

General Observations



1

44% of Kenyans feel devolution is working while 56% feel nothing is working



2

1st term governors are doing well as compared to 2nd term counterparts



3

A section of governors remain largely inaccessible to wananchi with limited presence on the ground or even in media



4

Corruption and Pending Bills remains the biggest impediment to devolution




5

While devolution has brought services closer to the people and improved local economies, persistent wastage of public resources and lack of accountability continue to undermine its full potential




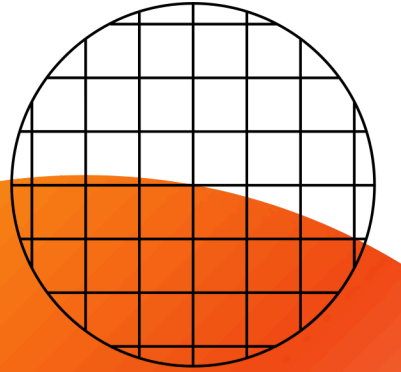

 <https://www.timelykenya.com>

 +254 795 102729

Get in Touch for More Insights

Thank you for your attention. If you have any questions or need further information, please do not hesitate to reach out to us. We are here to help

 INFO@TIMELYKENYA.COM



Thank You



Survey Sponsored By Timely Kenya. Copyright , 2026.